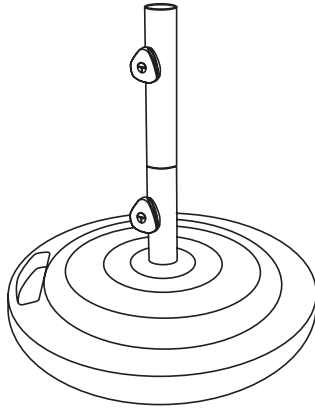




Assembly and Operation Guide



BASE



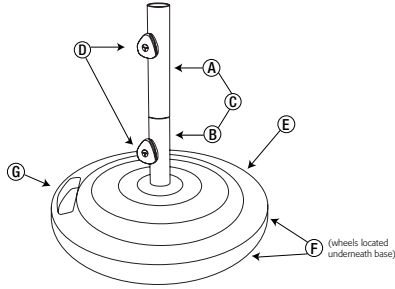
BKM100 *100 lbs. Monaco*

BKMSQ100 *100 lbs. Monaco*

Thank you for purchasing Treasure Garden's Monaco Base.
Please remove all contents from the package, inspect and review checklist.

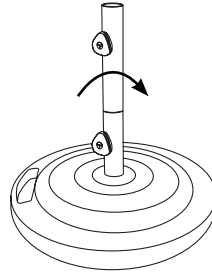
CHECKLIST

- A - (1) Upper Stem
- B - (1) Reduced Stem
- C - (1) Full Stem
- D - (2) Knobs
- E - (1) Base
- F - (2) Wheels
- G - (1) Handle



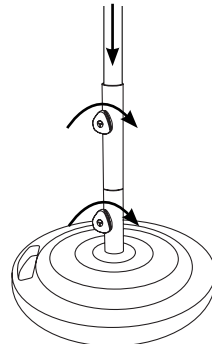
STEP 1 ASSEMBLE BASE

Carefully remove base from box. Attach stem to base and turn clockwise until fully tightened.



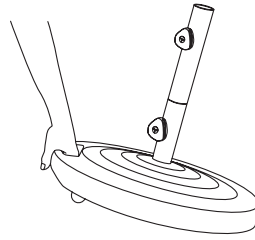
STEP 2 SECURING UMBRELLA

Place base in desired location. Insert umbrella into base stem and tighten knobs by turning clockwise to secure umbrella in place.



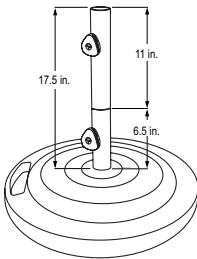
STEP 3 MOVING BASE

To move base to another location, simply lift at handle and roll base to new desired location. **MOVE WITH CAUTION:** Base with umbrella weighs over 125 lbs. Make sure umbrella is in closed position and free of objects before moving base.



STEM FEATURES

FULL STEM

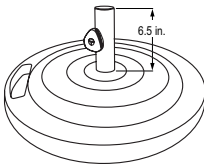


Recommended for free-standing



Free-standing application

REDUCED STEM



For under-the-table use

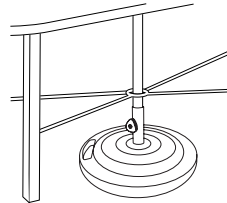


Table application

SAFETY PRECAUTIONS

- Handle base with care.
- Do not allow children to play on or with the base.
- Close and store the umbrella in windy conditions or when a storm approaches. Never allow the umbrella to flap in the wind; this could damage the canopy. If damage occurs, this is not covered by the warranty.
- Do not leave open umbrella unattended. If damage occurs, this is not covered by the warranty.
- When adjusting the umbrella, make sure that no person(s) or item(s) are close to the umbrella. This is important to prevent injury or material damage.

WARRANTY:

Treasure Garden warrants this product (in residential use) to be free from defects in original materials and workmanship for a period of 1 year from the date of purchase. If a defect in the original material or workmanship appears during the warranty period; Treasure Garden will (at its option) repair or replace the product without charge.

Simply contact your original authorized Treasure Garden dealer with a description of the defect. The dealer will verify the defect and work closely with Treasure Garden to obtain the necessary service. In many cases, simple problems can be solved with a replacement part that can be shipped directly to the dealer for professional installation / repair.

In the event that warranted factory service is required, Treasure Garden will assume the responsibility of the return freight

charges on warranted product for the first year only.

Returned product that (upon receipt and inspection) is deemed to be "not covered" under our warranty, will be shipped / billed at your expense.

This warranty gives you specific legal rights, and you may have other rights which vary from state to state.

RUST: Rust is a natural part of the aging process of steel or iron based materials, and is therefore NOT considered a defect.

NOTE: Failure caused by unreasonable or abusive use, or failure caused by neglect of reasonable and necessary care are not covered by this warranty.

Additionally, acts of nature (including but not limited to wind, hurricanes, tornadoes, and storms) are not covered by this warranty.



www.treasuregarden.com

©2020 Treasure Garden, Inc. - All Rights Reserved.
v.05.08.20